



# ARPA Recovery & Resilience Plan



Jonathan B. Brown, Director



# Community Services Depart.

## Review of CARES ACT Assistance

Type of Assistance	Total Payments	Total Amount
Food (Grocery Card)	12,214	\$14,445,000
Rent	5464	\$19,876,875.98
Utility	6,452	\$2,727,879.10
CRF (Rent & Utility)	743	\$2,133,796.51
RREAP (Legal Aid)	159	\$1,100,563.40
RREAP (Florida Rural Legal Services)	175	\$757,300



# CARES Act – Mortgage Assistance Round 1

Summary	Count
Applications In Draft-Not Submitted by Applicant	577
Applications Submitted	1289
<b>Total</b>	<b>1866</b>
Applications Submitted/In Que for Review	0
Applications In Review	0
Applications Denied-Inaccurate, Ineligible	327
Applications Approved	0
CARES Grant Issued by Checks	962
CARES Funds Distributed	<b>\$7,581,750.03</b>



# CARES Act – Mortgage Assistance Round 2

Summary	Count
Applications In Draft-Not Submitted by Applicant	252
Applications Submitted	897
<b>Total</b>	<b>1149</b>
Applications Submitted/In Que for Review	0
Applications In Review	0
Applications Denied-Inaccurate, Ineligible	277
Applications Approved	0
CARES Grant Issued by Checks	620
CARES Funds Distributed	<b>\$4,634,445.49</b>



# Coronavirus Relief Fund (CRF)

---

## **Mortgage Assistance**

- \$318,437.00 – 39 applicants assisted

## **Emergency Repair**

- \$2,878,225.40 – 157 applicants assisted



# Emergency Rental Assistance (ERA)

## OSCARSS Financials Application Status by Services

Services	Daily Total	Pending Payment				Processed Payment	Average Payment
		Fiscal	Final	Total not Sent to Finance	Sent to Finance but not Paid		
<b>Count</b>							
Move-In Assistance	0	5	2	1	5	68	
Pay my Electric Bill	19	150	0	1	53	1979	
Pay my Gas Bill	0	1	0	0	0	72	
Pay my Rent	18	113	78	0	65	3894	
Pay my Water Bill	1	29	2	0	23	648	
<b>Total</b>	<b>38</b>	<b>298</b>	<b>82</b>	<b>2</b>	<b>146</b>	<b>6661</b>	
<b>Amount</b>							
Move-In Assistance	\$0.00	\$7,100.00	\$3,400.00	\$1,400.00	\$3,903.13	\$110,923.45	\$1,631.23
Pay my Electric Bill	\$5,447.33	\$47,748.85	\$0.00	\$105.03	\$15,791.51	\$585,069.07	\$295.64
Pay my Gas Bill	\$0.00	\$1,329.92	\$0.00	\$0.00	\$0.00	\$15,364.94	\$213.40
Pay my Rent	\$84,453.18	\$624,445.56	\$467,458.99	\$0.00	\$341,605.16	\$20,293,128.70	\$5,211.38
Pay my Water Bill	\$126.26	\$7,715.19	\$382.75	\$0.00	\$14,821.93	\$210,535.96	\$324.90
<b>Total</b>	<b>\$90,026.77</b>	<b>\$688,339.52</b>	<b>\$471,241.74</b>	<b>\$1,505.03</b>	<b>\$376,121.73</b>	<b>\$21,215,022.12</b>	<b>\$3,184.96</b>



# CDBG – CV Mortgage Assistance

Summary	Count
Applications In Draft-Not Submitted by Applicant	224
Applications Submitted	450
<b>Total</b>	<b>674</b>
Applications Submitted/In Que for Review	0
Applications In Review	0
Applications Denied-Inaccurate, Ineligible	151
Applications Approved	40
CDBG - CV Grant Issued by Checks	259
CDBG - CV Funds Distributed	<b>\$2,035,709.36</b>



# The American Rescue Plan Act (ARPA)

---

- On March 11, 2021, the American Rescue Plan Act (ARPA) was signed into law by the President.
- These resources lay the foundation for:
  - A strong, equitable economic recovery by providing immediate economic stabilization for households and businesses, and
  - Addressing the systemic public health and economic challenges that may have contributed to more severe impacts of the pandemic among low-income communities and people of color.





# Non-Entitlement Units of Government

---

- Counties and cities over 50,000 population will receive funds directly from Treasury
- Governments under 50,000 population can receive funding through the State



# Encumbrance and Expenditure Deadlines

---

- Encumbrance – December 31, 2024
- Expenditure – December 31, 2026



# State of Florida – ARPA Allocation (*estimate*)

---

- \$8,8816,581,839



## PBC and Entitlement Municipalities – ARPA Allocations (*estimate*)

---

■ Boca Raton	-	\$12,199,643
■ Boynton Beach	-	\$13,647,904
■ Delray Beach	-	\$10,956,323
■ Jupiter	-	\$7,590,958
■ Palm Beach Gardens	-	\$5,857,791
■ Wellington	-	\$7,376,577
■ West Palm Beach	-	\$24,530,823
■ Palm Beach County	-	\$290,730,026

# Non-Entitlement Municipalities

## – ARPA Allocations (*estimate*)

---

■ Atlantis	-	\$894,653
■ Belle Glade	-	\$8,460,754
■ Briny Breezes	-	\$242,888
■ Cloud Lake	-	\$60,512
■ Glen Ridge	-	\$102,114
■ Golf	-	\$113,040
■ Greenacres	-	\$17,278,277
■ Gulf Stream	-	\$413,919



# Non-Entitlement Municipalities

## – ARPA Allocations *(estimate)*

---

■ Haverhill	-	\$900,536
■ Highland Beach	-	\$1,645,590
■ Hypoluxo	-	\$1,193,011
■ Juno Beach	-	\$1,535,912
■ Jupiter Inlet Colony	-	\$190,361
■ Lake Clarke Shores	-	\$1,524,146
■ Lake Park	-	\$3,595,421
■ Lake Worth Beach	-	\$16,189,481



# Non-Entitlement Municipalities

## – ARPA Allocations *(estimate)*

---

■ Lantana	-	\$5,286,816
■ Loxahatchee Groves	-	\$1,509,858
■ Manalapan	-	\$195,824
■ Mangonia Park	-	\$848,008
■ North Palm Beach	-	\$5,516,257
■ Ocean Ridge	-	\$821,955
■ Pahokee	-	\$2,653,703
■ Palm Beach	-	\$3,704,679



# Non-Entitlement Municipalities

## – ARPA Allocations *(estimate)*

---

■ Palm Beach Shores	-	\$530,320
■ Palm Springs	-	\$10,596,323
■ Riviera Beach	-	\$14,902,340
■ Royal Palm Beach	-	\$16,975,297
■ South Bay	-	\$2,185,156
■ South Palm Beach	-	\$617,727
■ Tequesta	-	\$2,579,324
■ Westlake	-	\$608,062





# ARPA – PBC Categories of Projects

AMERICAN RESCUE PLAN ACT FISCAL STRATEGY FORECASTED EXPENDITURES		
Palm Beach County Allocation: \$290,730,026		
Activity	Description	Proposed
Behavioral Health	Infrastructure improvements to the behavioral health system of delivery within Palm Beach County.	10,000,000
Broadband/Cybersecurity Infrastructure	Expand broadband and enhance cybersecurity infrastructure .	43,000,000
General Government Expenses	PPEs, marketing and public education messaging, staffing, BCC and Constitutional Officers. COVID-19 related expenses	4,000,000
Housing	Increase retention and supply of Affordable and Workforce Housing.	60,000,000
Hunger Relief Infrastructure	Pantry infrastructure, support to extend the life of food, and other related projects. (i.e. - refrigerators/equipment, IT support, hydroponics).	10,000,000
Testing, Vaccines, and Antibodies	COVID-19 and Antibodies Testing, vaccine support, etc.	3,000,000
Infrastructure - County Buildings	Building HVAC Systems, EOC Connection, and other applicable projects.	35,330,026
Infrastructure - Water, Environmental, and Resiliency	Investments in water, sewer, stormwater, and other eligible resiliency projects including Parks Sewer to Septic Conversion and Stormwater Infrastructure.	75,000,000
Infrastructure - Culture	Matching dollars for major or new infrastructure cultural projects.	4,000,000
Revenue Replacement	Replace County revenues as outlined in U.S. Treasury guidelines to cover capital and some operating expenditures.	46,400,000
<b>Total</b>		<b>290,730,026</b>



# Eligible Housing Activities

---

- Building Stronger Communities through Investments in Housing and Neighborhoods
  - Services to address homelessness
  - Affordable housing development to increase supply
  - Housing vouchers
  - Residential counseling and more
- Qualified Census Tracts (QCT's)

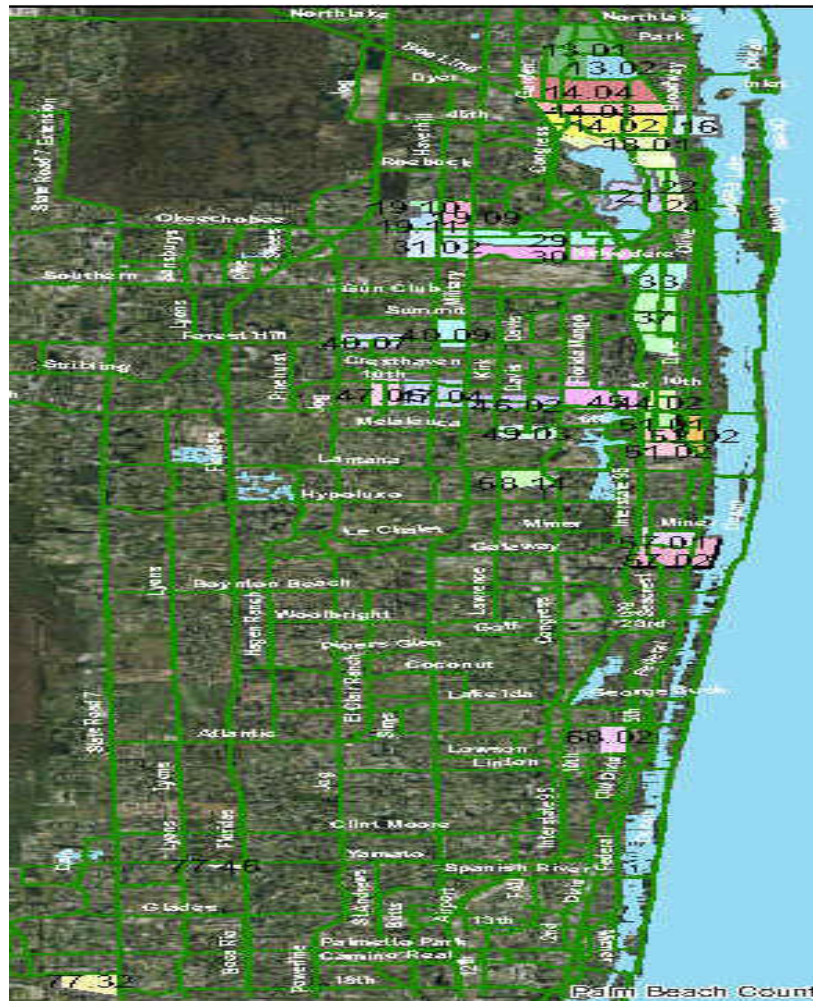


# PBC's ARPA Housing Plan

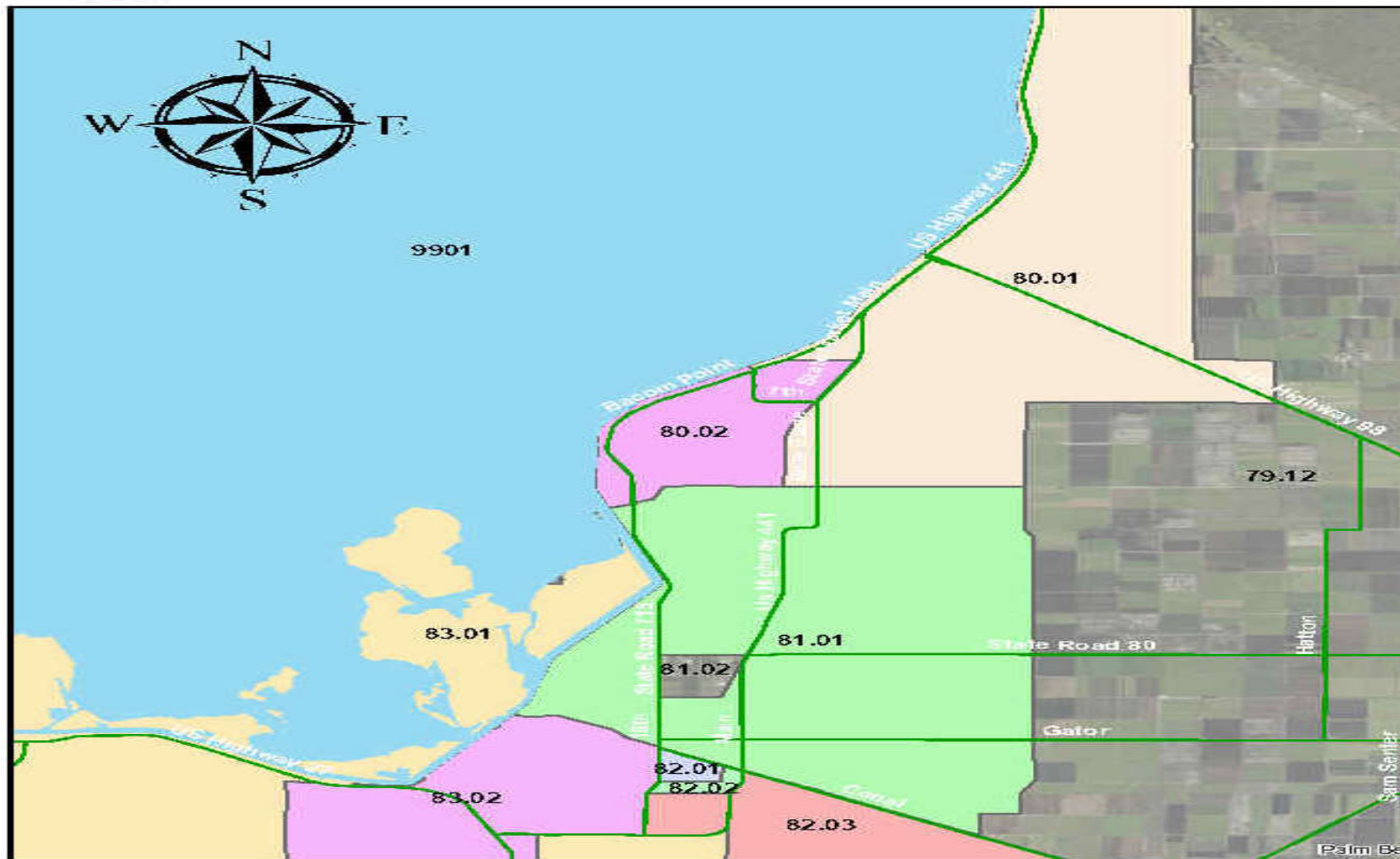
---

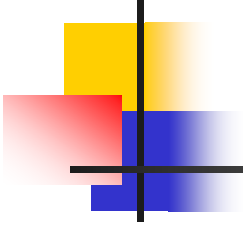
- To retain and increase supply of affordable and workforce housing within Qualified Census Tracts (QCT's)

# Qualified Census Tracts: Eastern Palm Beach County



# Qualified Census Tracts: Glades Communities





---

# QUESTIONS